



## CRS Training & Learning Assessment Instructions

The CRS Introduction Workshop consists of three training videos and a learning assessment. The workshop is intended to give an introduction to the National Flood Insurance Program, an in-depth overview of the Community Rating System (CRS) Program, and provide insight on what it takes for a locality to join the CRS Program. Additionally, those that pass the learning assessment will earn 3 continuing education credits (CECs) towards their Certified Floodplain Manager (CFM) certification. The content of the workshop is broken up into three videos:

- Part 1: Introduction to the NFIP & Risk Rating 2.0
- Part 2: Introduction to the CRS & How to Join the CRS Program
- Part 3: CRS Program Costs & Benefits and Program Resources

The cost of the workshop, which includes access to all three training videos and the learning assessment, is \$25 per person. Below are written instructions with corresponding screenshots on how to access, purchase, and complete the CRS Introduction Workshop created by Wetlands Watch. The videos and learning assessment are housed on ClassMarker. Please review the instructions carefully. Note - there are screenshots provided below each step.

1. Copy and paste link into browser:  
<https://www.classmarker.com/online-test/start/?quiz=bae644ffd48c507a>
2. Provide your email address, then click the “Start” button.

**ClassMarker** ✓

**CRS Workshop Videos & Test** **\$25.00** USD

The cost to access the CRS Introduction Workshop Videos and Exam is \$25. Once paid, you will have access to the three CRS Introduction Videos and to the exam. Be sure to watch all three videos before taking the exam.


If you pass the exam, you will be able to download a certificate of completion. CFM's will be able to submit this certificate of completion to ASFPM for 3 CECs.

**Start / Resume**

Email address

**Start >**

3. Create a password, then click the “Start” button. The email address and password you choose can be used to access your account later if you choose not to take the learning assessment immediately, **so please save them for later use if needed.**

**ClassMarker** 

### CRS Workshop Videos & Test \$25.00 USD

The cost to access the CRS Introduction Workshop Videos and Exam is \$25. Once paid, you will have access to the three CRS Introduction Videos and to the exam. Be sure to watch all three videos before taking the exam.

If you pass the exam, you will be able to download a certificate of completion. CFM's will be able to submit this certificate of completion to ASFPM for 3 CECs.

#### Start

Email address


Password

Retype password

[Start >](#) [Go back](#)

**{Continue to Step 4 on next page}**

4. Fill in your personal information, then click the “Start” button. The email address you provided earlier will already be filled in.

**ClassMarker** 

### CRS Workshop Videos & Test

\* First name

\* Last name


\* Email address

\* Organization

\* Are you a Certified Floodplain Manager (CFM)?

**Start**

5. After setting up your account, you will be provided instructions on how to pay for the workshop. Click the “Continue” button.

**ClassMarker** 

### CRS Workshop Videos & Test **\$25.00** USD

The cost to access the CRS Introduction Workshop Videos and Exam is \$25. Once paid, you will have access to the three CRS Introduction Videos and to the exam. Be sure to watch all three videos before taking the exam.

If you pass the exam, you will be able to download a certificate of completion. CFM's will be able to submit this certificate of completion to ASFPM for 3 CECs.


**Continue**

6. You will be redirected to Paypal to pay the \$25 training fee. You can either pay through an existing paypal account or pay without an account using a debit or credit card. Click on your preferred payment method and fill out the necessary information.

### Your payment summary

Description	Amount
<input type="checkbox"/> <b>Wetlands Watch Inc</b> Invoice number: 236375	\$25.00 USD
<b>Total:</b>	<b>\$25.00 USD</b>





### Choose a way to pay

▼ **Log in to your PayPal account** 

[Log In](#)

[Problem with login?](#)

► **Pay with a credit or debit card**  
Or simply create a PayPal account.



[Cancel payment and return to CLASSMARKER PTY LTD.](#)

[Site Feedback](#) [-]

PayPal. The safer, easier way to pay. For more information, read our [User Agreement](#) and [Privacy Policy](#).

**{Continue to Step 7 on next page}**

7. Once your payment has successfully been processed, you will be redirected back to ClassMarker. The information and instructions for the CRS Introduction Workshop will appear on this page. **As the page states, please be sure to watch all three videos before taking the learning assessment.** All three videos are hyperlinked in red on this page.

**a. Note:** You do not have to watch all three videos at one time and take the learning assessment immediately after purchase. You will be able to access the videos and the learning assessment by returning to the [original link](#) in Step 1 and providing the same information you entered in Steps 2-4. However, we strongly recommend that you attempt the learning assessment as soon as possible after completing the videos in order to increase your chance of passing the learning assessment.

**ClassMarker** 

## CRS Workshop Videos & Test

### Instructions

- Number of questions: **20**
- Must be finished in one sitting. You cannot save and finish later.
- Questions displayed per page: **1**
- Will allow you to go back and change your answers.
- Will not let you finish with any questions unattempted.
- Has a pass mark of: **70%**

**Before** starting the exam, please be sure to watch **all three** of these videos first:

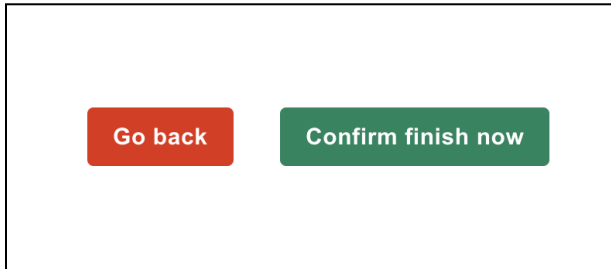
Part 1: [Introduction to NFIP & Risk Rating 2.0](#) (Length: 1 hour, 20 minutes)  
Part 2: [Introduction to CRS & How to Join the CRS Program](#) (Length: 1 hour)  
Part 3: [CRS Program Costs & Benefits and Program Resources](#) (Length: 52 minutes)

Once you have watched all three videos, click the "Continue" button below to begin the test.

[Previous](#)

[Continue](#)

8. Once you have watched all three videos and are ready to complete the learning assessment, click the “Continue” button. **The learning assessment must be finished in one sitting, so please be sure you have allotted enough time to complete it.** The learning assessment consists of 20 multiple choice and true or false questions. In order to pass the assessment, you will need to at least answer 14 questions correctly.
9. Once you have completed the learning assessment, you will click on the “Finish Now” button and then the “Confirm Finish Now” button in the pop up window that appears.



10. Your score will immediately be shown to you upon completion.
  - a. If you passed, please be sure to download your certificate by clicking on the “Download Certificate” icon that is displayed to the right of your test score. If you are a Certified Floodplain Manager (CFM), you can submit this certificate to ASFPM for 3 CECs.

A screenshot of a test results page. At the top, it says "CRS Workshop Videos &amp; Test" and "Madison Teeter". Below that, there are statistics: "Points: 20 / 20", "Percentage: 100%", "Duration: 00:02:54", "Date started: Tue 2 May '23 10:41", and "Date finished: Tue 2 May '23 10:44". To the right of these statistics are two circular icons: a green one with a certificate icon labeled "Download Certificate" and a blue one with a receipt icon labeled "Download Receipt". At the bottom, there is a "Feedback" section with a green vertical bar on the left. The feedback text reads: "Congratulations, you have passed the CRS Workshop Test. Be sure to download and save your certificate of completion. If you are a Certified Floodplain Manager (CFM), you can submit the certificate of completion to ASFPM for 3 CECs."

- b. If you failed and would like to retake the learning assessment, please contact Wetlands Watch staff for instructions.